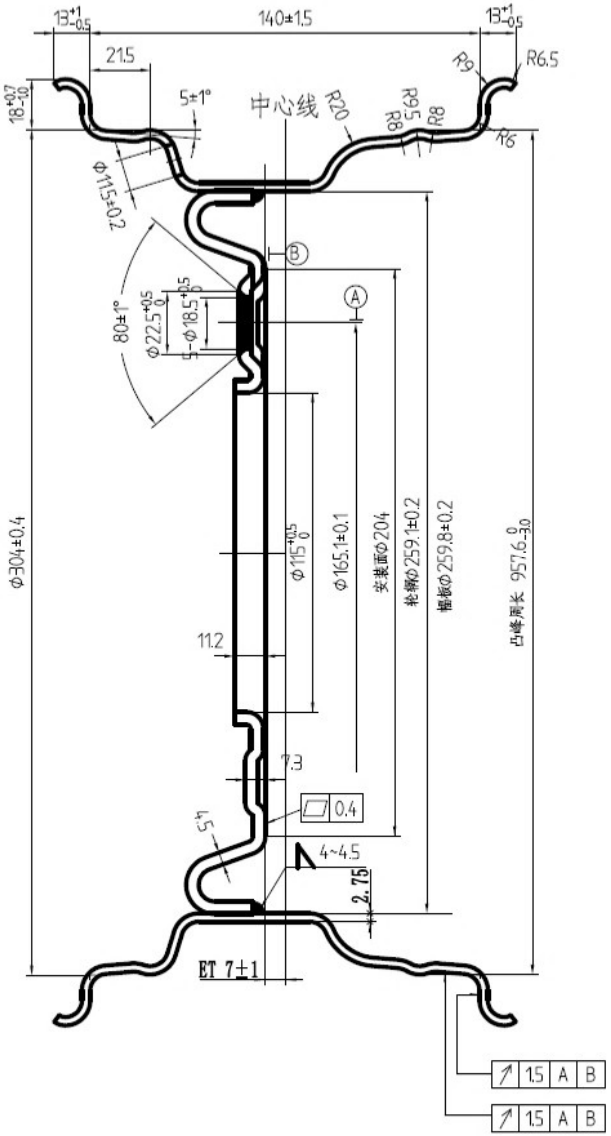
13+1 -0.5
140±1.5
13+1 -0.5
21.5
R9
R6.5
18+0.7 -0.0
5±1°
中心线
R20
R9.5
R8
R8
R6
Φ115±0.2
B
A
80±1°
Φ22.5+0.5 0
Φ18.5+0.5 0
Φ304±0.4
Φ115+0.5 0
Φ165.1±0.1
安装面Φ204
轮辋Φ259.1±0.2
幅板Φ259.8±0.2
凸峰周长 957.6 0 -3.0
11.2
7.3
0.4
4.5
4~4.5
2.75
ET 7±1
1.5 A B
1.5 A B

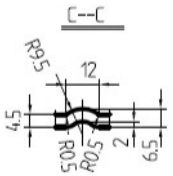
C--C
R9.5
12
4.5
R0.5
R0.5
2
6.5

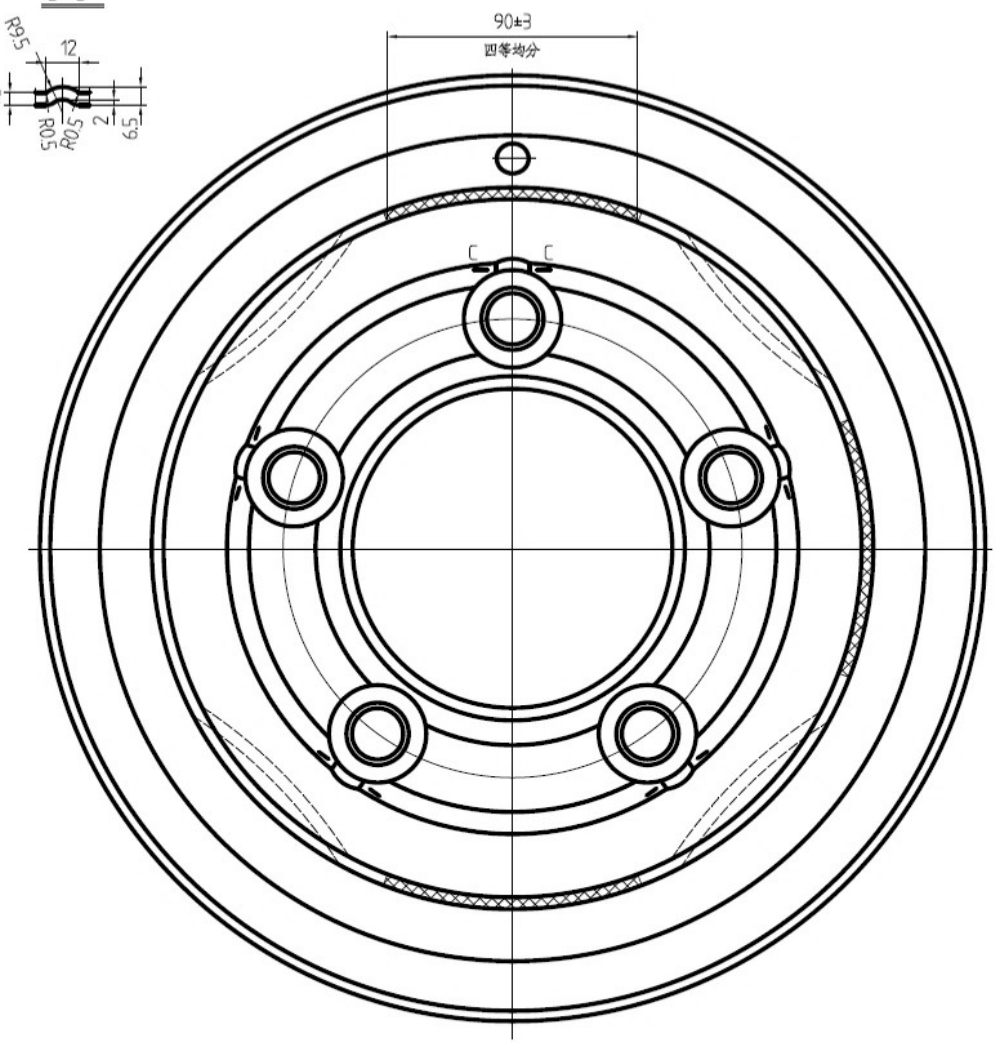
90±3
四等均分
C
C